

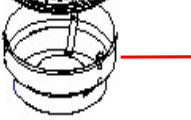





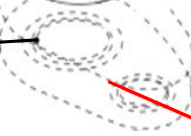

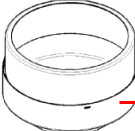


SPRD Daily Maintenance

Please turn off the exhaust fan before maintenance

Top Ring		Clean the top ring after use with a towel everyday at the close of business. Make sure to clean the back side, as well.
Radiant Plate		Notice
Radiant Plate Stand		Clean the radiant plate and radiant plate stand everyday at the close of business.
Drain Pan		Notice
Burner Head		Clean the burner head everyday at the close of business with a brush. ※If the fire hole is clogged, gas backflow may occur, resulting in an abnormal combustion accident.
Burner Body		Clean the burner body everyday at the close of business. Use a wire brush to clean. Tap the burner periodically with a plastic hammer or wooden hammer to dislodge internal rust or dirt.
Debris Trap		Clean the debris trap everyday at the close of business.
3D Filter		Clean the 3D filter everyday at the close of business. It comes apart easily and is dishwasher safe.
Outer Casing		Notice
FD (Fire Damper)		Clean the outer casing everyday at the close of business. Before cleaning, remove the 3D filter and then wash it with a neutral detergent using a dish sponge. Finally, wipe the area with a soft towel or rag.
Connection drum		Please do not use alkaline cleaners or heavy detergents. This may cause the coating to The fire damper and connection drum that can be reached by hand: Wipe the grease with a damp cloth once a day. (The connection drum cannot be dismantled)



Shinpo America, Inc.

シンポ(株)海外事業部
TEL +81-3-5959-6761 FAX +81-3-5959-6830
東京都北区王子2-30-2 井門王子ビル8F

Support Desk: inquiry@shinpo-en.com
TEL +1-925-223-8673 FAX +1-925-399-6568
5820 Stoneridge Mall Rd., Suite 325 Pleasanton, CA 94588, USA

神府貿易(上海)有限公司
Tel +86 21-6278-9977 Fax +86 21-5234-0510
中国上海市长宁区娄山关路85号 东方国际大厦 13层 A座 06室